

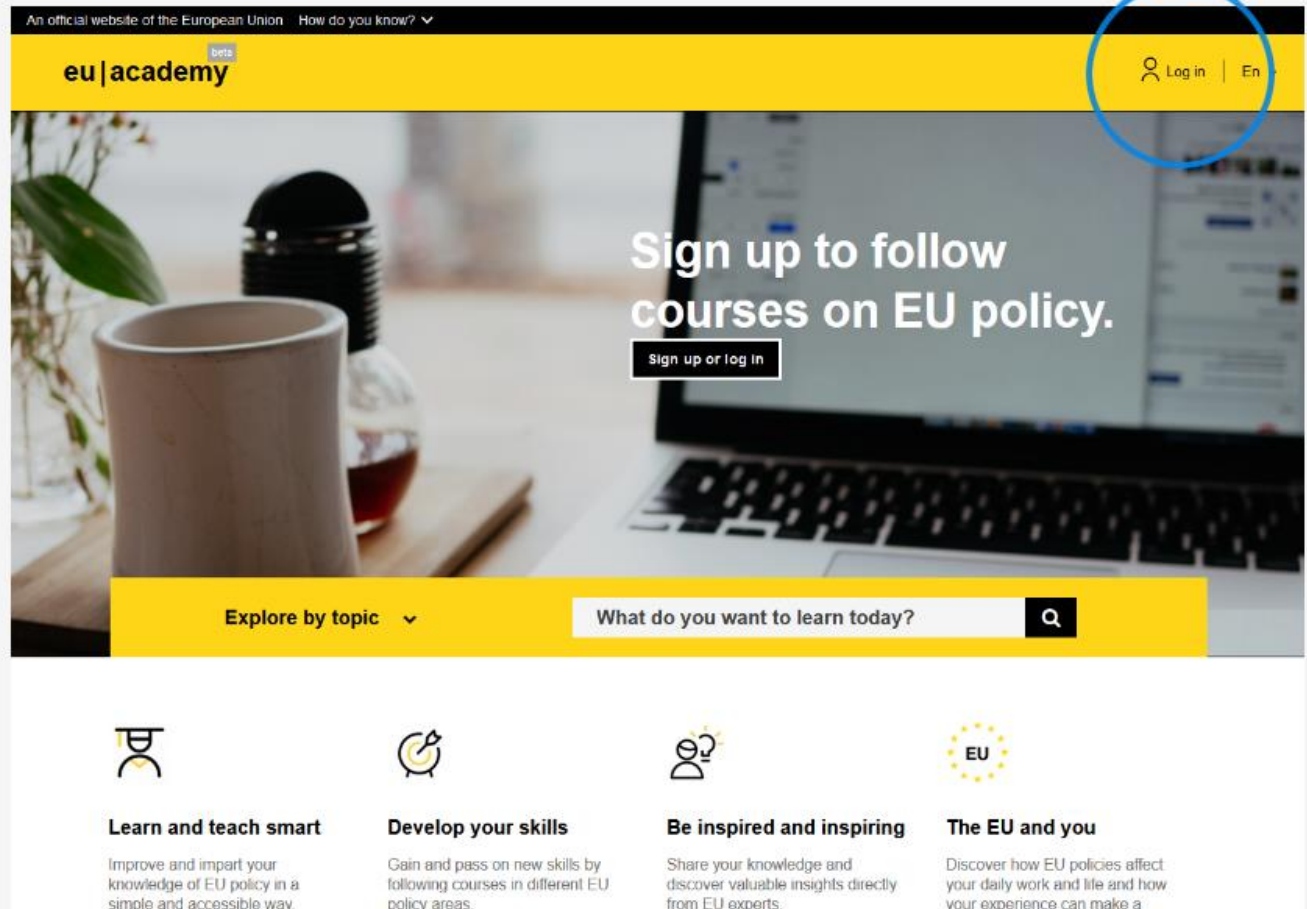
## How to create an EU Login

EU Login is the entry gate to sign in to different European Commission services and/or other systems. EU Login verifies your identity and allows recovering your personal settings, history and access rights in a secure way.

It's easy to create an EU Login account with your email address using the self-registration page. The tutorial below guides you on how to create an EU Login.

To create an account, you need to access the EU Login authentication page.

1. Click on the **Log in** button on the top right of the EU Academy.



2. Click on the **Create an account** link.

The screenshot shows the EU Login interface. At the top left, it says "EU Login" and "One account, many EU services". On the top right, there is a language selector set to "English (en)". The main heading is "EU Academy requires you to authenticate" followed by "Sign in to continue". Below this is a white box containing a form with the label "Enter your e-mail address or unique identifier". A blue circle highlights the "Create an account" link located below the input field. To the right of the input field is a blue "Next )" button. Below the input field, there is an "Or" separator. Underneath, there are four social login options: "Sign in with your eID" (with a globe icon), "Sign in with Facebook" (with the Facebook 'f' icon), "Sign in with Twitter" (with the Twitter bird icon), and "Sign in with Google" (with the Google 'G' icon). Below the social login options, there is a message: "Easy, fast and secure: download the EU Login app" with buttons for "Download on the App Store" and "GET IT ON Google Play". At the bottom of the page, there is a dark blue footer with links for "About EU Login", "Cookies", "Privacy Statement", "Contact", and "Help". On the right side of the footer, it says "Powered by" and features the European Union flag and the "European Commission" logo. At the bottom left of the footer, it says "European Union" and "EU institutions" with external link icons. At the bottom right of the footer, it shows "9.3 1-dn3p | 5 ms".

3. Fill in the provided form with your personal details. All fields need to be filled.

- First name (can contain letters in any alphabet)
- Last name (can contain letters in any alphabet)
- E-mail (an e-mail address that you have access to)
- Confirm e-mail (type your e-mail address again to make sure it is correct)
- E-mail language (the language used when EU Login sends you e-mails for validating your identity or for notifying you about security events affecting your account)
- Check the privacy statement (click on the link) and tick the box to accept the conditions
- Finally, click on the **Create an account** button to proceed

The screenshot shows the 'EU Login' interface with the 'Create an account' form. The header includes 'EU Login' and 'One account, many EU services', a language selector set to 'English (en)', and links for 'Create an account' and 'Login'. The form itself is titled 'Create an account' and includes a link for 'Help for external users'. It contains the following fields: 'First name', 'Last name', 'E-mail', 'Confirm e-mail', and 'E-mail language' (set to 'English (en)'). There is a checkbox for accepting the 'privacy statement' and two buttons at the bottom: 'Create an account' and 'Cancel'. The footer contains navigation links for 'About EU Login', 'Cookies', 'Privacy Statement', 'Contact', and 'Help', along with logos for the 'European Union' and 'European Commission', and a timestamp '9.3.1-dn3p | 3 ms'.

After a couple of seconds, you should receive an email with the subject "Your Password".

4. Access your email to complete the registration process. If you cannot find the email, check your spam or junk folder.

**EU Login**  
One account, many EU services

English (en)

New password **Login**

## Create an account

Thank you for registering, you will receive an e-mail allowing you to complete the registration process.

About EU Login Cookies Privacy Statement Contact Help

Powered by

European Union EU institutions 9.3 1-dn3p | 269 ms European Commission

5. Click the link in the email or copy and paste it in the address bar of your browser.

## Your Password

Authentication Service <automated-notifications@nomail.ec.europa.eu>

Dear Name Surname,

You have been registered in EU Login.

Your email address is [email1234@gmail.com](mailto:email1234@gmail.com).

To create your password, follow the link below:

[this link](#)

You have a maximum of 24 hr, starting from the time that this message was sent, to create your password, but you are encouraged to do so immediately if possible. After this time, you can make another request by following the same link: you will then need to re-enter your username and confirm your request.

If the above link does not work, you can copy the following address (make sure the complete address is copied!) and paste it into your browser's address bar:

<https://webgate.ec.europa.eu/cas/init/m/42278-cK4AFPS12ZbkaPTMHKXglobrOIMFFXGRTJEysYzTYHNQWJoynNFogdolbY2d-8.1.1.b-dn1p/cas/init/initialisePasswordLogin.cgi?wayf.domain=external&wayf.remember=checked&wayf.submit=Select&uid=n0058n35&resetCode=pguhOFger5WzKTVsmuJ0zOnkOzUV3qaMghertTYM&service=https%3A%2F%2Facademy.europa.eu%2Flogin%2Findex.php>

Instead of replying to this message, if you have a problem, please follow the help or contact information on the site where you were trying to register.

Note that it may take up to 5 minutes after reception of this mail before the above-mentioned site will recognize your registration.

Sent to you by EU Login

6. Type the password you want to use in the **New password** field.

It must contain at least 10 characters and a combination of:


- Uppercase letters,
- Lowercase letters,
- Numbers, and
- Special characters.

Select a password as long and as complex as you can in order to make your account more secure.

7. Type your password again in the **Confirm new password** field and click on **Submit**.

Note: the email field is prefilled with the address you provided previously and cannot be changed.  
This is the **email you will need to use when authenticating with the EU Login**.

## New password

 Please choose your new password.

n...  
(External)

**New password**

**Confirm new password**

**Submit**

Passwords cannot include your username and must contain at least 8 characters chosen from at least three of the following four character groups (white space permitted):

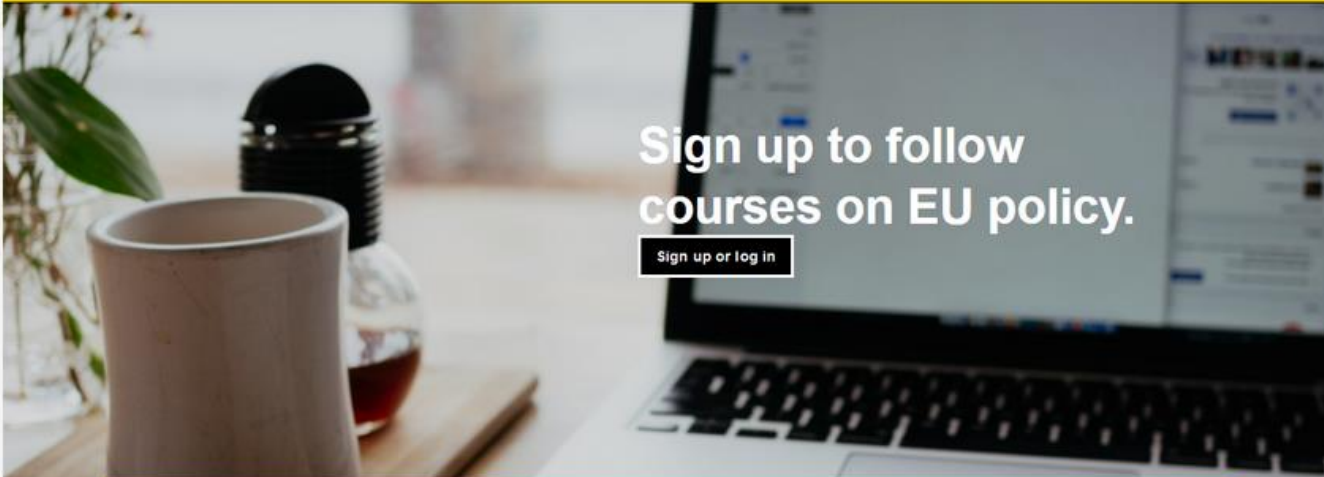
- Upper Case: A to Z
- Lower Case: a to z
- Numeric: 0 to 9
- Special Characters: !"#\$%&'()\*+,-./:;<=>?@[\\]^\_`{|}~

Examples: SEN5RbaW GwOzMg9m U(nuCuwh

[\[Generate other sample passwords\]](#)

An official website of the European Union How do you know? ▾

eu | academy beta Log in | En ▾



# Sign up to follow courses on EU policy.

Sign up or log in

Explore by topic ▾

Well done!

You are now authenticated and can proceed to the EU Academy.



### Learn and teach smart

Improve and impart your knowledge of EU policy in a simple and accessible way.



### Develop your skills

Gain and pass on new skills by following courses in different EU policy areas.



### Be inspired and inspiring

Share your knowledge and discover valuable insights directly from EU experts.



### The EU and you

Discover how EU policies affect your daily work and life and how your experience can make a