



Teaching Quality Evaluation

The study presents overall results of the survey evaluating classes and lectures conducted in the winter of 2021/2022 academic year. It was carried out between January 2022 and February 2022 by the Teaching Quality Enhancement Unit at the UE Katowice with the use of the „Sphinxonline” platform. The study was conducted on the sample of 130 148 respondents. Response rate was 13 314 answers.

Your vote counts!

Strengths & advantages, according to students



Proper instructor choice in terms of content presentation



Recommendable approach to the students (respect, ambiance, kindness, support)



Recommendable teaching activities



Instructor-student communication

Students' remarks

Rodzaj działań	Główne propozycje/uwagi studentów:	Działania podjęte przez Uniwersytet:
General/didactic	<ul style="list-style-type: none"> → Often unclear requirements → Grading conditions, in case of PE classes, mismatched with students' predispositions → Inadequate time given for examination/assessment to finish in comparison with requirements 	<ul style="list-style-type: none"> → Recommendation for instructors on the matter of settlement and presentation of credit requirements to students – Vice-Rector for Education and International Relations
General/technical	<ul style="list-style-type: none"> → Poor computer equipment, access not always available to everyone → Classrooms often too small, their technical condition 	<ul style="list-style-type: none"> → Infrastructure improvement activities – Chancellor
Didactic in study programs	<ul style="list-style-type: none"> → Tlecture content duplicated during classes/ instruction activities → Too few or too many instruction hours for a given course → Unnecessary "stop-gap" courses during study programs 	<ul style="list-style-type: none"> → Revision of classes/lectures in search for duplicate content and settlement of appropriate number of hours for specific courses – Curators
Quality	<ul style="list-style-type: none"> → Remarks concerning selected instructors 	<ul style="list-style-type: none"> → Determination of quality improvement tasks aimed at selected instructors – Heads of Departments

1. Overall assessment

The University's average for all courses taught in the 2021/2022 winter semester.

Overall average of all questions answered in the survey



your place



your space

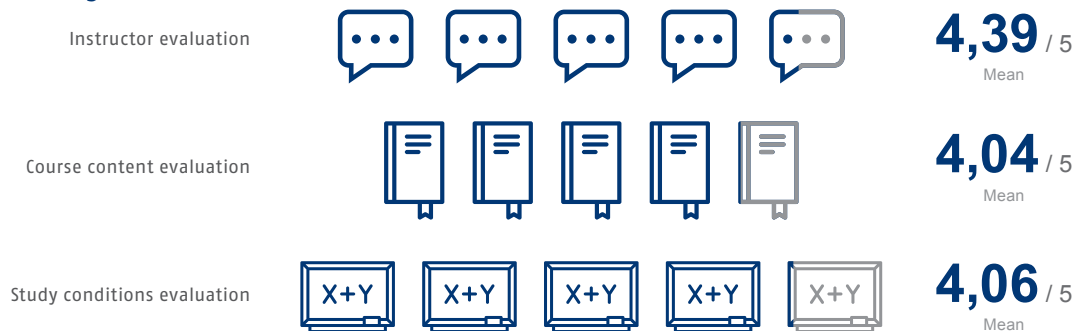


your future



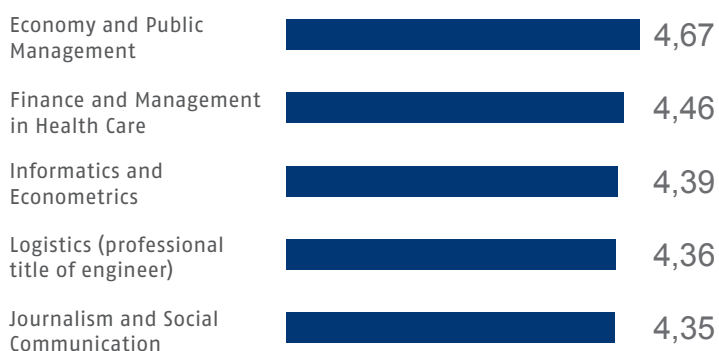
Teaching Quality Evaluation

2. Assessment by main areas

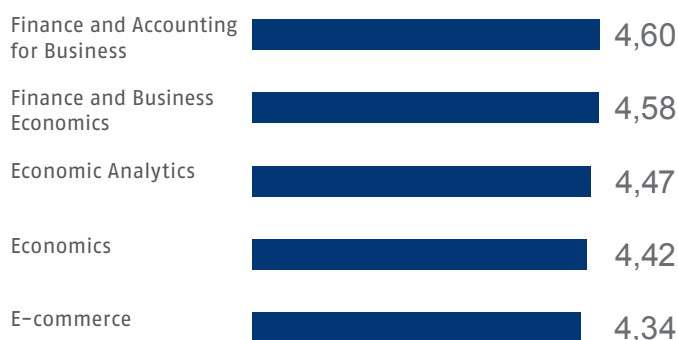


3. Top 5 study programs

Top 5 best-rated undergraduate programs



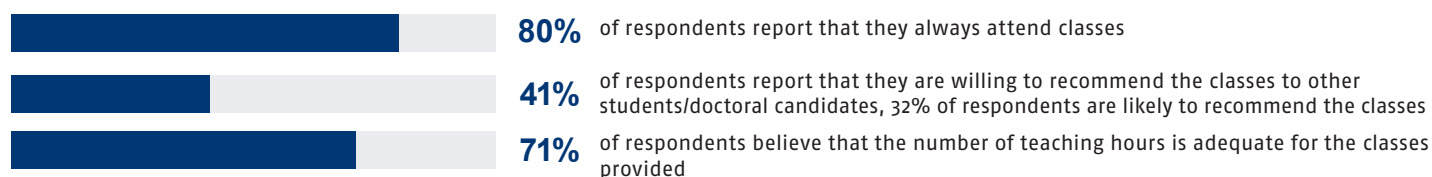
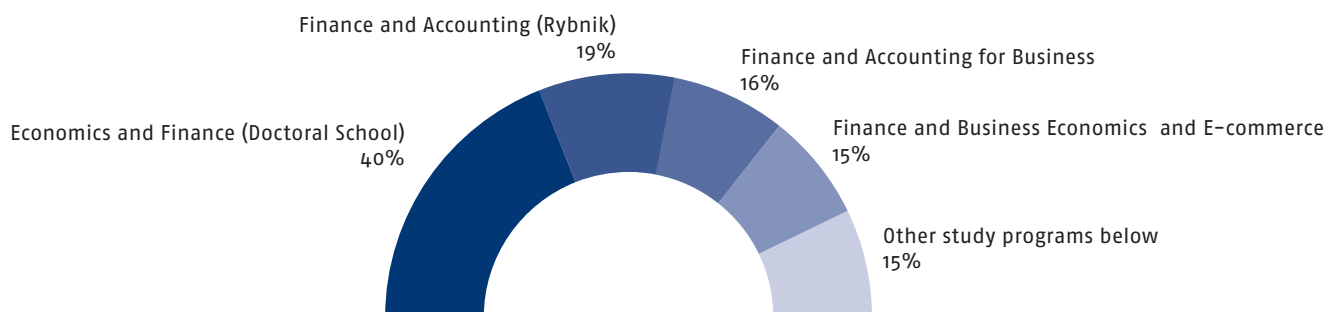
Top 5 best-rated graduate programs



6. Response rate

Sample size: 130 148 respondents | Response rate: 13 314 (10%)

Top 5 study programs with the highest response rate



Your vote counts!

Thank you! We encourage you to participate in our next survey.